


Customer-focused Solutions.
Reliable Performance.
Trusted Brands.



TableTop Chain by Series

Plastic Straight Running Chains



Plastic Side-Flexing Chains




3873 TAB

Metal Straight Running Chains



Metal Side-flexing Chains



SideGrip™ Chains




TableTop Chain by Series

High Friction Chains




LBP Chains




Other Chains



Radiused Edge Chains



Multiflex Chains




Other Chains



MatTop Chain by Series


Solid Top Chains




1000 FT



1001 FT



1015



1505



2015



3125



3125HYB*



3185



4705




5705




5935




5995




6085




6995




6995HYB




7705



7705 Metric




8505



8505 Metric

Perforated Top Chains



1000 FG



1001 FG




1506




2016




4706



5706




5936




5966




5996



7706




7706 Metric




8506

Open Area Chains




5998



6938



7708




7748

Raised Rib Chains




RRR1000



4707




5997



8507

MatTop Chain by Series

Low Backline Pressure (LBP) Chains



1503



1553



7703



7743



7963




8503


Side-flexing Chains




1255 (RB, RBT, RBP)




1255 SuperGrip



1265 (RB, RBT, RBP)




1275 (RB, RBT, RBP)




1285 (RB, RBT, RBP)




1625B-TAB




7526




7956 TAB



7956 No TAB



7956 B



7956 GT



7963 NT



7963 ST



7966 B



7966 NT



7966 ST




7963 B



7966 B

High Friction Chains



1505 RubberTop




3125HYB RubberTop



3185 RubberTop



5705 SuperGrip




7705 RubberTop



7705 MTW SuperGrip




7705 SuperGrip




8505 RubberTop


Vacuum Chains



4705




5935



8505

Safety Top



3122HYB



3122HYB MTW




3129



6999



6999HYB



Description	Format	Example 1	Example 2	Example 3	Explanation
Chains					
Material Prefix	...	LF	HP™	LF	Chain material from chain page
Chain Description	...	963 (SS)	882 TAB	882 TAB GRIP	Chain description from chain page
Width Description	-	7.5IN	3.25IN	3.75IN	Chain width from chain page
Pusher Attachments					
Height	F...IN (MM)	-	F2IN	-	Height of pusher
Pitches Between Pushers	T...P	-	T3P	-	1 = every row, 2 = every other row, etc
Side-Indent	N...IN (MM)	-	N1IN	-	Distance from edge of chain to side of pusher
Gripper Attachments					
Gripper Style	...	-	-	D	"D" Style, "J" Style or "FJ" Style
Gripper Material	-	-	-	NEO	EPDM or Neoprene
Gripper Color	-	-	-	BLACK	Black or White
Gripper Hardness	...	-	-	40SH	40 shore, 60 shore, etc.
Sprockets					
Sprocket Description	...	N63	CI821	NS882	Sprocket description
Number of Teeth	-...T	-23T	-9T	-12T	Actual number of teeth
Bore Diameter	...IN (...MM)	1-5/8IN	1IN	30MM	Bore diameter
No. of Keyways	...KW	-	1KW	1KW	Number of keyways required
No. of Setscrews	...SS	-	2SS	-	Number of setscrews required
Bore Type	...Bore	Idler	Shaft-Ready	Shaft-Ready	Bore type

When ordering, please use the guidelines outlined in the chart above to ensure accuracy.

Chain Guideline Examples:

LF963 SS-7.5IN is 963 chain with LF top plates on a stainless steel base chain; width of 7.5in.

SS1874TAB SS-3.25IN is stainless steel 874TAB top plates on a stainless steel base chain; width of 3.25in.

SS1864TAB S-4.5IN is stainless steel 1864TAB top plates on a steel base chain; width of 4.5in.

HP882TAB-3.25IN F21N T3P N11N is HP882 TAB chain; width of 3.25in; 2 inch high pushers every 3rd pitch indented 1in.

LF882TAB GRIP-3.75IN D NEO BK 40SH is LF882TAB 3.75in wide SideGrip® chain with D style neoprene black 40 shore grippers.

HP1060FTM-84MM is HP1060 FTM (FlatTop Magnetflex) chain; width of 84mm.

HP820 RT-6IN 1SD60 T1P is HP820 RT (RubberTop) chain 6in wide with solid dome 60 shore inserts every pitch.

LF1873TAB SG-7.5IN 1SGD60 T2P is LF1873TAB SG (SuperGrip) chain 7.5in wide with SuperGrip dome 60 shore inserts every 2nd pitch.

Made-to-order materials require a 50 ft minimum order quantity.

Sprocket Guideline Examples:

NS63-23T 1-5/8IN I is a thermoplastic split NS63 series sprocket with 23 teeth and a 1-5/8in diameter idler bore.

CI882-9T 1IN 1KW2SS is a cast iron 882 sprocket with 9 teeth, a 1in round bore with 1 keyway and 2 setscrews.

NS882-12T 30MM KW is a thermoplastic split 882 series sprocket with 12 teeth and a 30mm round bore with a keyway.

Split Sprocket Bore Nomenclature:

Shaft-Ready — Tight fit on the shaft with a keyway and setscrew.

Plain Bore — Same tight fit bore as a shaft-ready bore, but without keyway and setscrew.

Idler Bore — Round bore with a clearance fit (no keyway or setscrew). Designed to spin freely on the shaft.

Rough Stock Bore — Wide tolerance bore used for work in process. Not for use on any shaft. Must be further machined for actual use.

Overbore — Round bore with a slightly loose fit on the shaft with keyway but no setscrew. Designed to move laterally on the shaft during setup and still transmit torque through the keyway as a drive sprocket in the actual application. Not recommended for axial float in thermal applications.

If the chain, sprocket or accessory you require is not described within these guidelines, please contact Rexnord for more information.



Solutions for Food and Beverage



Beverage Process Overview

Depalletizer

Combiner

Inspection

Labeler

Container Manufacturing

Can Manufacturing

- Cupping
- Vacuum Conveying
- Drawing and Ironing
- Washing
- Accumulating
- Decorating
- Baking
- Can Forming

Glass Manufacturing

- Glass Melting
- Container Forming
- Container Conditioning
- Surface Treating
- Automatic Inspecting
- Packaging

Primary Packaging

- Combining and Inlining
- Decombining
- Side-gripping Elevating
- Empty Bottle Inspecting
- Filling and Capping

- Pasteurizing
- Warming and Cooling
- Accumulating
- Labeling

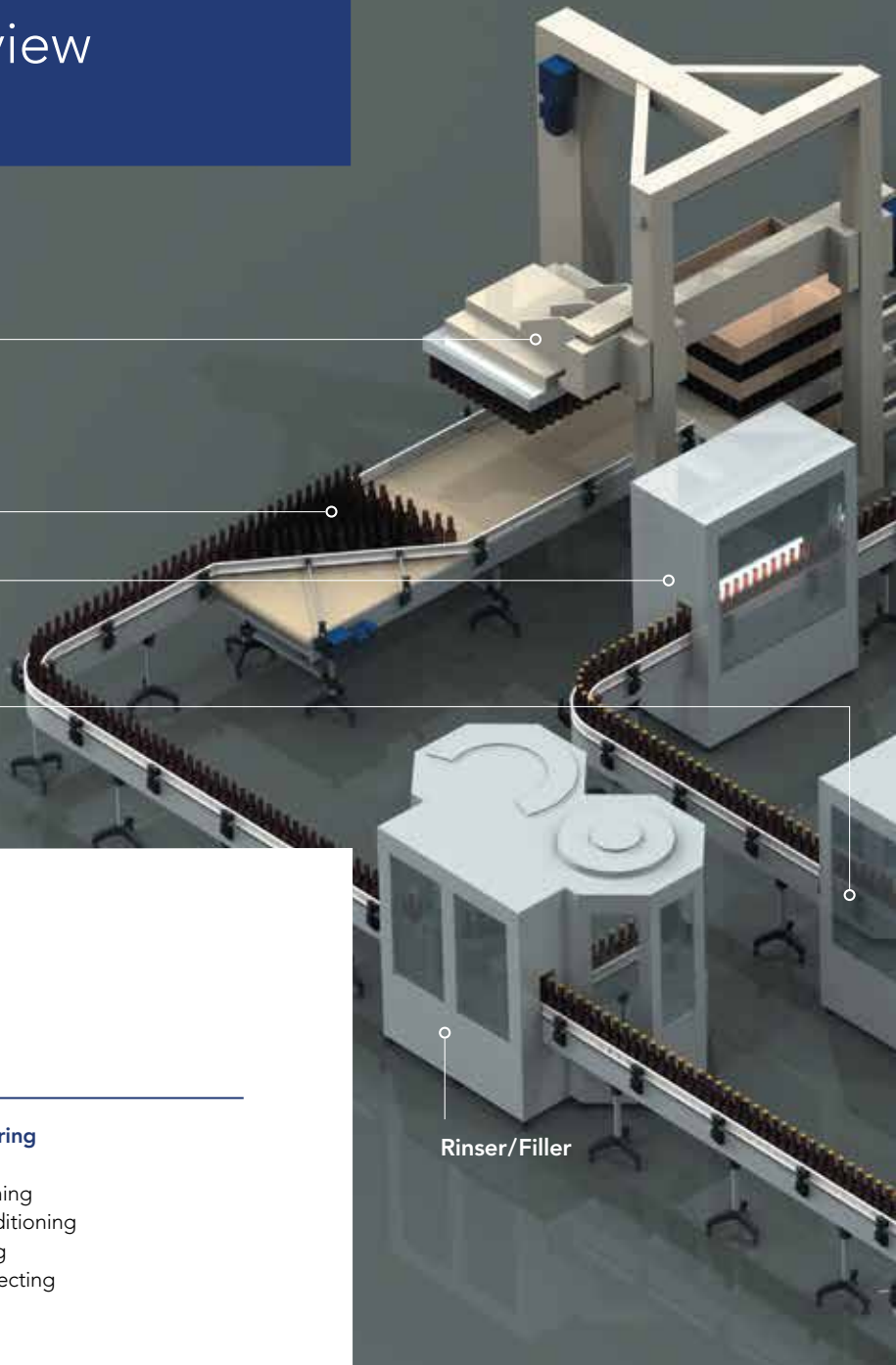
Secondary Packaging

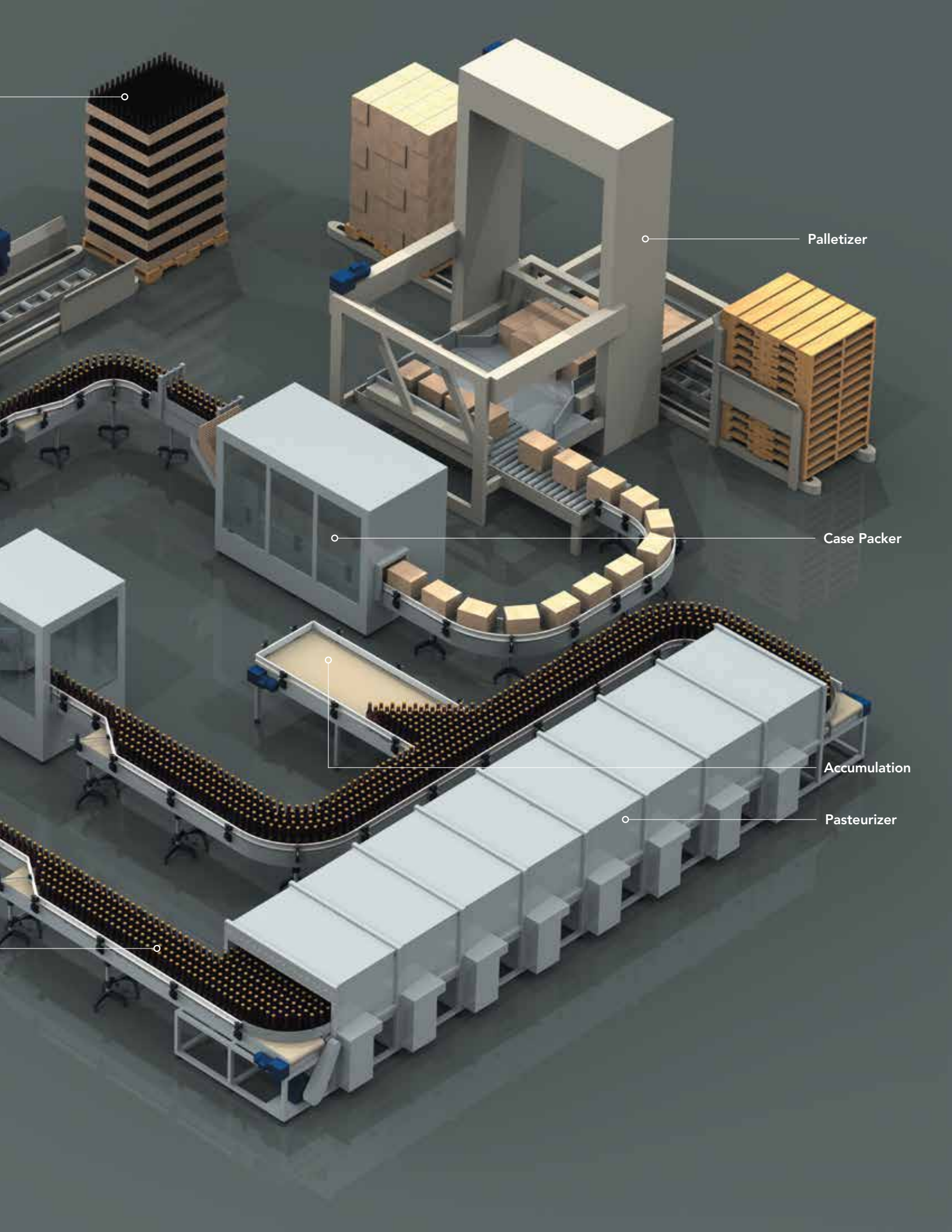
- Case Packer Infeed
- Carton/Case Packing
- Accumulating
- Start-Stop Conveying

- Incline and Decline Conveying
- Corner Conveying
- Palletizing
- Warehousing

Rinser/Filler

Decombiner





Palletizer

Case Packer

Accumulation

Pasteurizer

Food Process Overview

Raw Materials

Primary Processing

Accumulation

Secondary Processing

Bakery

- Proofing
- Ovens/Microwaves
- Roasting/Toasting
- Drying
- Elevating
- Product Conveying
- Pan Conveying
- Package Conveying

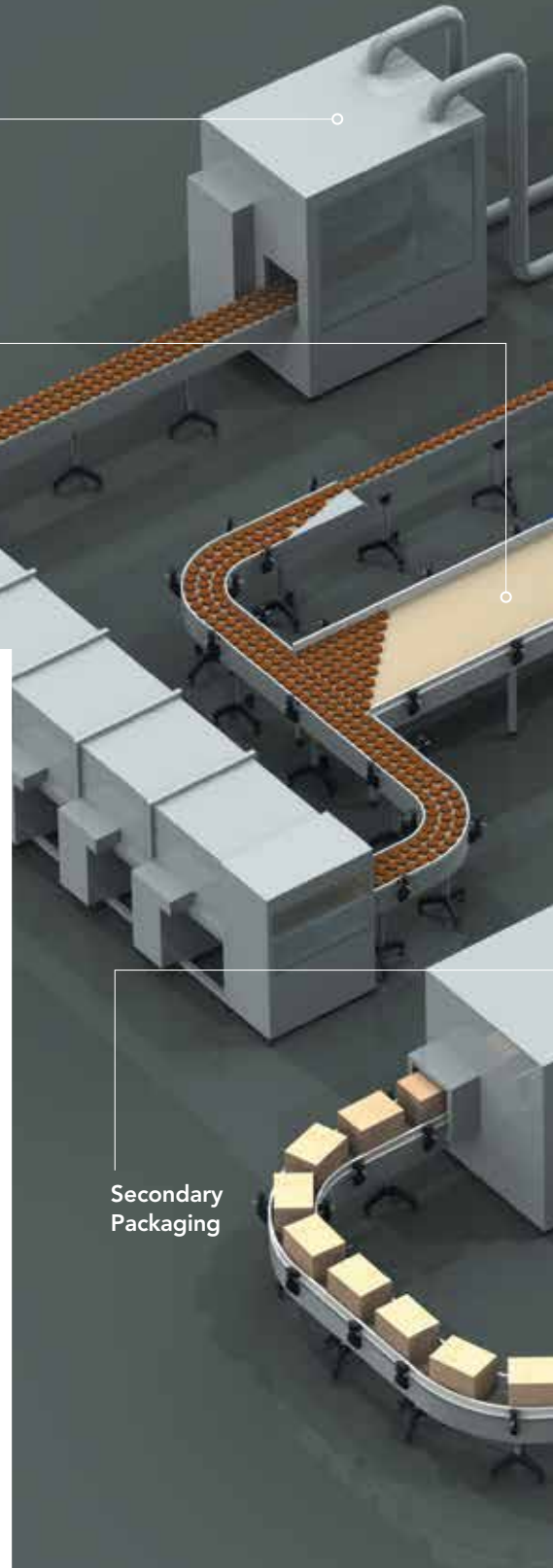
Meat, Poultry and Seafood Processing

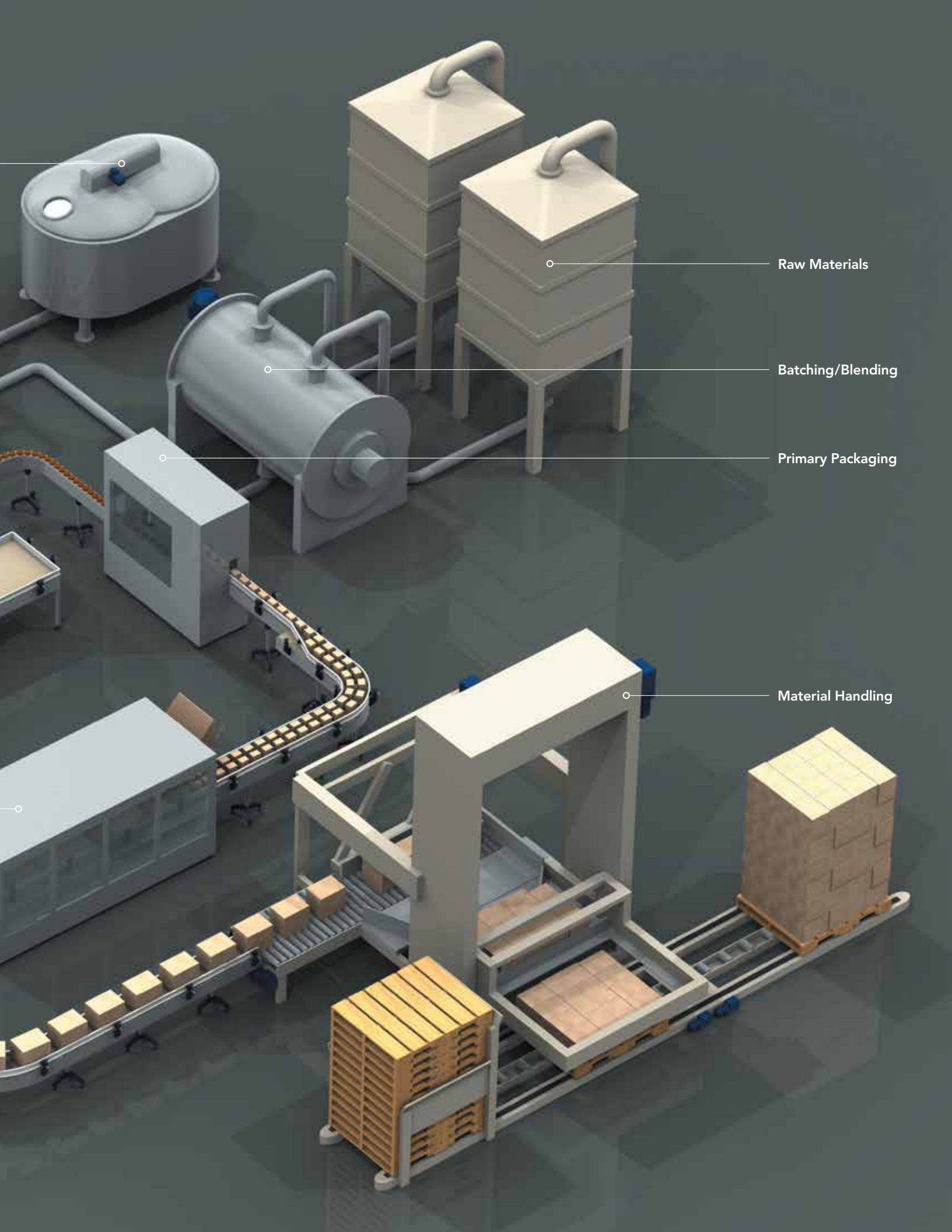
- Eviscerating
- Fabricating/Boning/Trimming
- Cooking/Frying/Microwaving
- Cooling/Freezing
- Metal Detecting
- Product Conveying
- Package/Case Conveying
- Hide Processing

Vegetable and Fruit Processing

- Dewatering Elevating
- Washing
- Sorting
- Mixing
- Blanching
- Slicing/Dicing/Shredding
- Cooling/Freezing
- Filling
- Labeling
- Cooking
- Product Conveying
- Container/Package Conveying
- Metal Detecting
- Palletizing/Depalletizing

Secondary Packaging





Raw Materials

Batching/Blending

Primary Packaging

Material Handling